
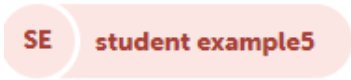

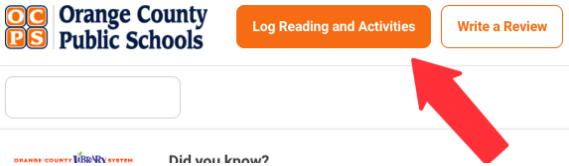
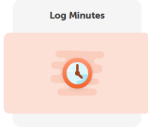


# How to use Beanstack

Beanstack is a web and mobile application used to track independent reading time and help build a culture of reading in school and at home.

<p>1. Click on the <b>Beanstack icon</b> in Launchpad.</p> <p>*Beanstack is also a free app available for phones or other devices.</p>	
<p>2. Select your <b>Reader Profile</b>, which should be your name.</p>	
<p>3. Choose the <b>Challenge</b>. (The icon will differ depending on the monthly or seasonal reading challenge.)</p>	
<p>4. Click the <b>Log Reading</b> in the top left-hand corner (this screen will differ based on the current reading challenge).</p>	
<p>5. Click the <b>Log Minutes</b> button.</p>	
<p>6. <b>Log your reading</b> by selecting the date, filling in the form, and then clicking Log at the bottom.</p> <p>7. Scroll down to see the <b>Log Reading</b> icon.</p> 